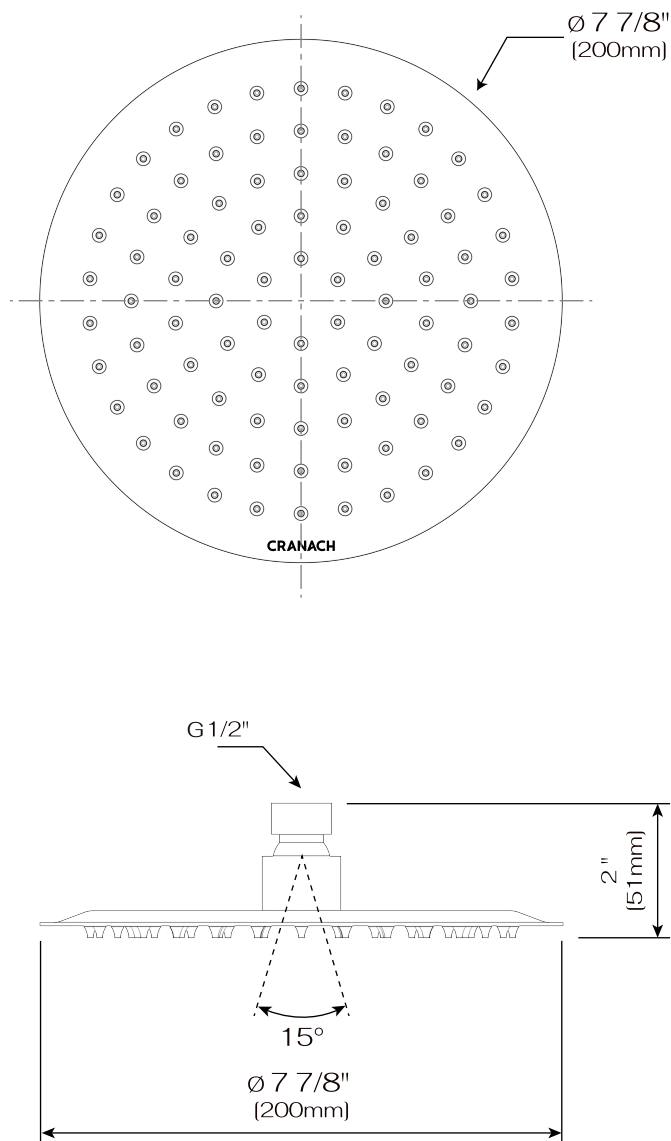


# SHOWER HEAD

CROZET C10.CR06

**CRANACH<sup>®</sup>**



## FEATURES

- Rain Spray  
Wide and even water flow, relaxing and spa-like sensation.
- Brass Ball Joint  
Durable adjustable joint, easy positioning of the showerhead.
- Easy Clean Spray Nozzles  
Lime and calcium buildup prevention, hassle-free maintenance.
- Solid Stainless Construction  
Premium stainless steel, durable and rust-resistant.

## SPECIFICATION

- Rotation angle  $\pm 15^\circ$
- 1/2" NPT female connection
- Finish Availability: Polished Chrome/ Matte Black/Brushed Nickel/Brushed Gold
- Size:  $\varnothing 7 \frac{7}{8}$ " (200mm)
- Shower arm and flange not included

## FLOW

- 1.75 GPM @ 80 PSI MAX

## WARRANTY

- Parts and Finish: Limited lifetime warranty for residential, or 10 years for commercial purchasers and multi-family (apartments and condominiums) residential, in each case from the date of purchase.

## STANDARDS

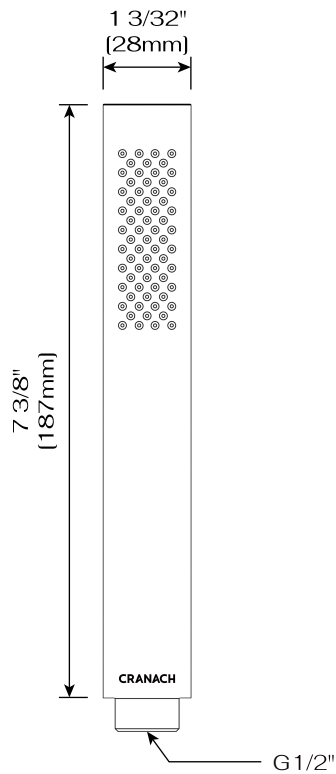
- ASME A112.18.1/CSA B125.1

*Cranach deserves the right to make changes in specifications and materials and to change or discontinue models both without notice or obligation. Dimensions are only for reference only.*

# HAND SHOWER

CROZET ROUND C90.HS03

**CRANACH®**



## FEATURES

- Single Function  
Full spray coverage, designed for complete user immersion.
- Easy Clean Spray Nozzles  
Lime and calcium buildup prevention, hassle-free maintenance.
- Solid Stainless Construction  
Premium stainless steel, durable and rust-resistant.

## SPECIFICATION

- 1/2" NPT male connection
- Finish Availability: Polished Chrome/  
Matte Black/Brushed Nickel/Brushed Gold
- Hose and holder not included

## FLOW

- 1.75 / 2.5 GPM @ 80 PSI MAX

## WARRANTY

- Parts and Finish: Limited lifetime warranty for residential, or 10 years for commercial purchasers and multi-family (apartments and condominiums) residential, in each case from the date of purchase.

## STANDARDS

- ASME A112.18.1/CSA B125.1

*Cranach deserves the right to make changes in specifications and materials and to change or discontinue models both without notice or obligation. Dimensions are only for reference only.*

## FEATURES

- Pressure Balance Valve  
Consistent water temperature, enhanced safety, and reliable performance.
- 2 Outlets  
Dual-function diverter, supports two separate water flow positions.
- Corrosion-Resistant Finish  
Resilient coating, defense against corrosion and wear.
- All Metal Construction  
Durable metal build, superior strength and long-lasting reliability.

## SPECIFICATION

- Top knob controls diverter functions
- Bottom handle controls volumn and temperature
- H/C indicator markings
- Inlet 1/2" NPT male connection
- Outlet 1/2" NPT male connection
- Finish Availability: Polished Chrome/  
Matte Black/Brushed Nickel/Brushed Gold
- Cartridges included

## FLOW

- 6.5 GPM @ 80 PSI MAX

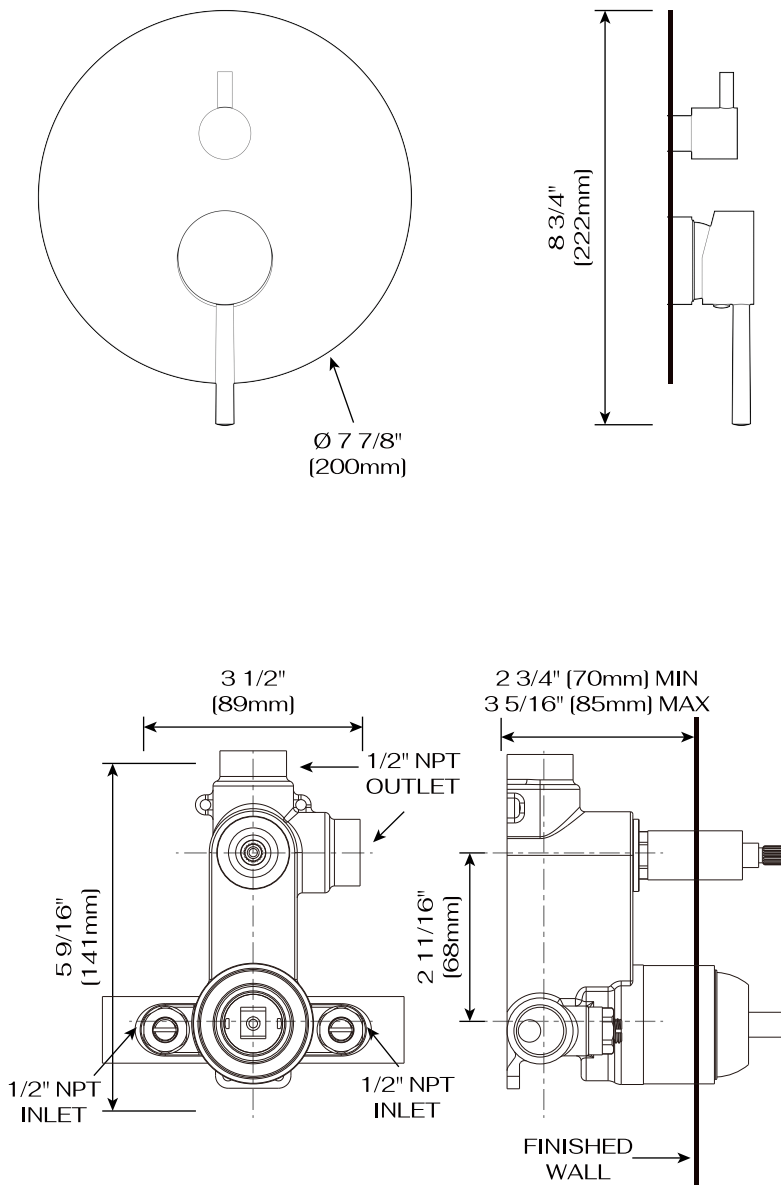
## WARRANTY

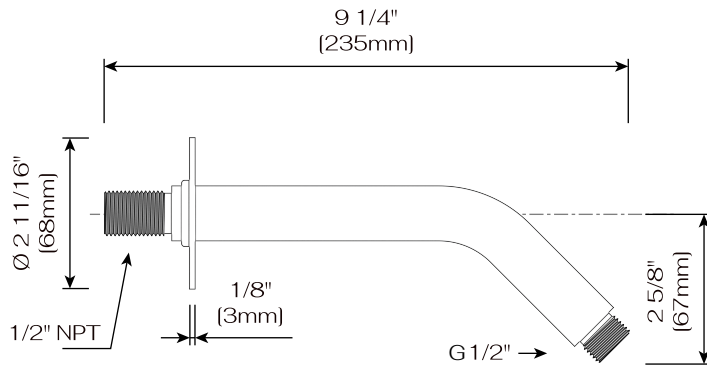
- Parts and Finish: Limited lifetime warranty for residential, or 10 years for commercial purchasers and multi-family (apartments and condominiums) residential, in each case from the date of purchase.

## STANDARDS

- ASME A112.18.1/CSA B125.1

*Cranach deserves the right to make changes in specifications and materials and to change or discontinue models both without notice or obligation. Dimensions are only for reference only.*





## FEATURES

- All Metal Construction  
Durable metal build, superior strength and long-lasting reliability.
- Easy Wipe Clean  
Chemical-free cleaning, effortless maintenance on frequently touched areas.

## SPECIFICATION

- Wall-mounted
- 1/2" NPT male connection
- Shower arm and flange included

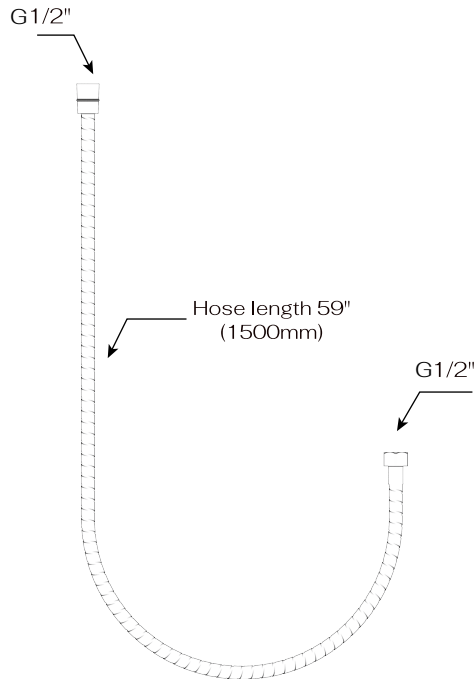
## WARRANTY

- Parts and Finish: Limited lifetime warranty for residential, or 10 years for commercial purchasers and multi-family (apartments and condominiums) residential, in each case from the date of purchase.

## STANDARDS

- ASME A112.18.1/CSA B125.1

*Cranach deserves the right to make changes in specifications and materials and to change or discontinue models both without notice or obligation. Dimensions are only for reference only.*



## FEATURES

- All Metal Construction  
Durable metal build, superior strength and long-lasting reliability.

## SPECIFICATION

- 1/2" NPT female connection
- 59"(1500mm) length hose
- Finish Availability: Polished Chrome/Matte Black/Brushed Nickel/Brushed Gold

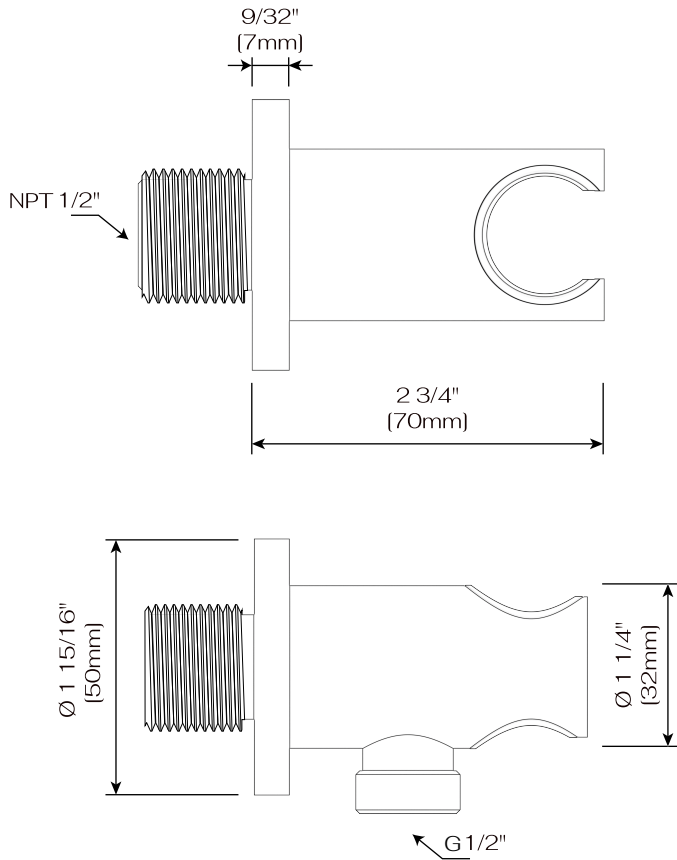
## WARRANTY

- Parts and Finish: Limited lifetime warranty for residential, or 10 years for commercial purchasers and multi-family (apartments and condominiums) residential, in each case from the date of purchase.

## STANDARDS

- ASME A112.18.1/CSA B125.1

*Cranach deserves the right to make changes in specifications and materials and to change or discontinue models both without notice or obligation. Dimensions are only for reference only.*



## FEATURES

- **Integrated Holder**  
Fixed design for easy and convenient hand shower storage.
- **All Metal Construction**  
Durable metal build, superior strength and long-lasting reliability.
- **With Water Supply**  
Built-in connection for seamless water flow and easy installation.

## SPECIFICATION

- 1/2" NPT connection
- **Finish Availability:** Polished Chrome/Matte Black/Brushed Nickel/Brushed Gold

## WARRANTY

- **Parts and Finish:** Limited lifetime warranty for residential, or 10 years for commercial purchasers and multi-family (apartments and condominiums) residential, in each case from the date of purchase.

## STANDARDS

- ASME A112.18.1/CSA B125.1

*Cranach deserves the right to make changes in specifications and materials and to change or discontinue models both without notice or obligation. Dimensions are only for reference only.*