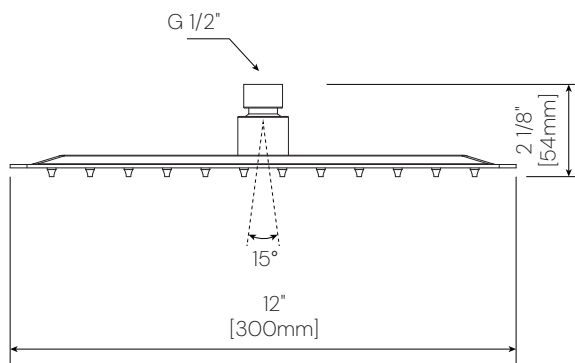
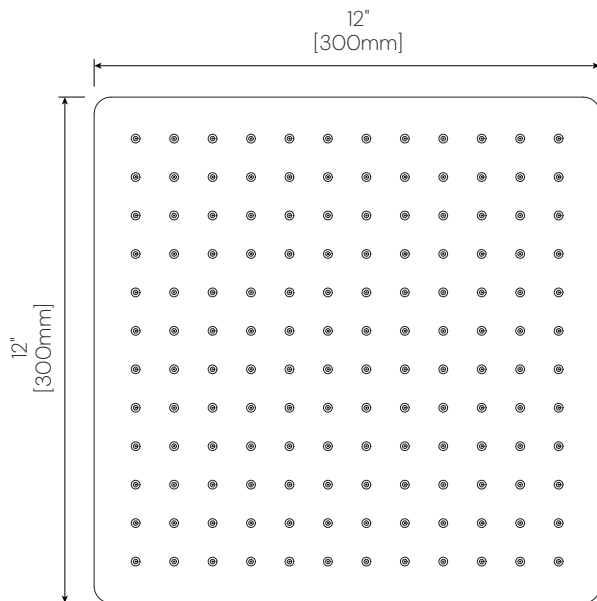


SHOWER HEAD

C10.CR04

CRANACH
BATH & KITCHEN



FEATURES

- Rain Spray
Wide and even water flow, relaxing and spa-like sensation.
- Brass Ball Joint
Durable adjustable joint, easy positioning of the showerhead.
- Easy Clean Spray Nozzles
Lime and calcium buildup prevention, hassle-free maintenance.
- Solid Stainless Construction
Premium stainless steel, durable and rust-resistant.

SPECIFICATION

- Rotation angle $\pm 15^\circ$
- Inlet: G 1/2" female connection
- Size: 12" (300mm)
- Shower arm and flange not included
- Finish Availability: Polished Chrome/Matte Black/Brushed Nickel/Brushed Gold

FLOW

- 1.8/2.5 GPM @ 80 PSI MAX

WARRANTY

- Parts and Finish: Limited lifetime warranty for residential, or 10 years for commercial purchasers and multi-family (apartments and condominiums) residential, in each case from the date of purchase.

STANDARDS

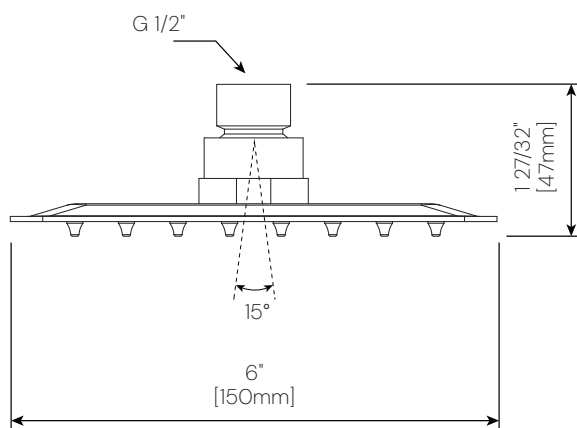
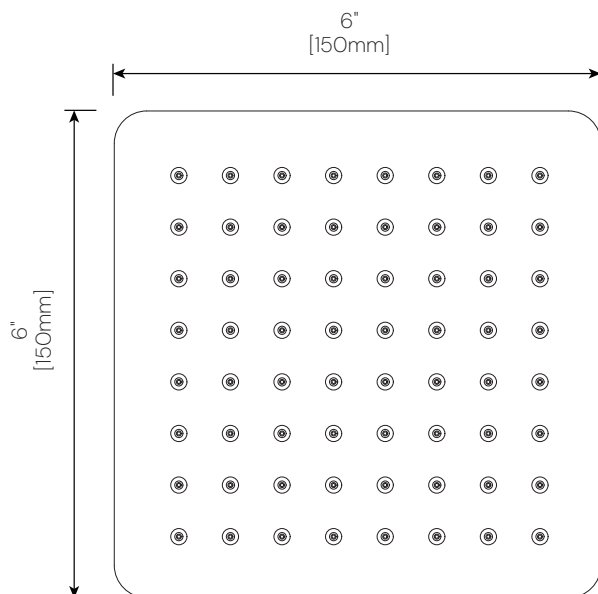
- ASME A112.18.1/CSA B125.1

Cranach deserves the right to make changes in specifications and materials and to change or discontinue models both without notice or obligation. Dimensions are only for reference only.

SHOWER HEAD

C10.CR01

CRANACH
BATH & KITCHEN



FEATURES

- Rain Spray
Wide and even water flow, relaxing and spa-like sensation.
- Brass Ball Joint
Durable adjustable joint, easy positioning of the showerhead.
- Easy Clean Spray Nozzles
Lime and calcium buildup prevention, hassle-free maintenance.
- Solid Stainless Construction
Premium stainless steel, durable and rust-resistant.

SPECIFICATION

- Rotation angle $\pm 15^\circ$
- Inlet: G 1/2" female connection
- Size: 6" (150mm)
- Shower arm and flange not included
- Finish Availability: Polished Chrome/Matte Black/Brushed Nickel/Brushed Gold

FLOW

- 1.8/2.5 GPM @ 80 PSI MAX

WARRANTY

- Parts and Finish: Limited lifetime warranty for residential, or 10 years for commercial purchasers and multi-family (apartments and condominiums) residential, in each case from the date of purchase.

STANDARDS

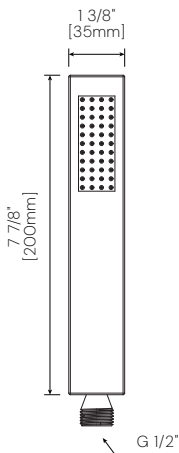
- ASME A112.18.1/CSA B125.1

Cranach deserves the right to make changes in specifications and materials and to change or discontinue models both without notice or obligation. Dimensions are only for reference only.

HAND SHOWER

C90.HS01

CRANACH
BATH & KITCHEN



FEATURES

- Single Function
Single stream full body coverage engineered for total immersion.
- Easy Clean Spray Nozzles
Lime and calcium buildup prevention, hassle-free maintenance.
- All Metal Construction
Durable metal build, superior strength and long-lasting reliability.

SPECIFICATION

- Inlet: G 1/2" male connection
- Finish Availability: Polished Chrome/Matte Black/Brushed Nickel/
Brushed Gold
- Hose and holder not Included

FLOW

- 1.8/2.5 GPM @ 80 PSI MAX

WARRANTY

- Parts and Finish: Limited lifetime warranty for residential, or 10 years for commercial purchasers and multi-family (apartments and condominiums) residential, in each case from the date of purchase.

STANDARDS

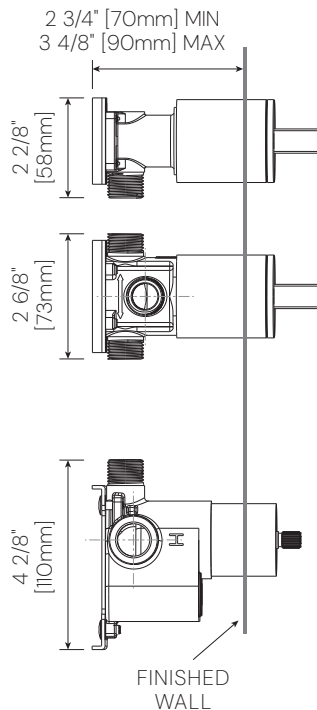
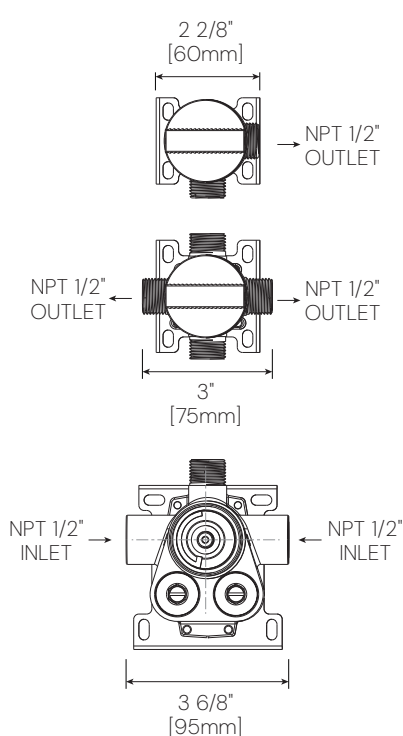
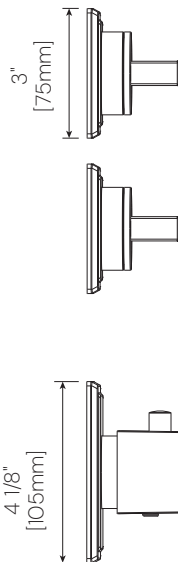
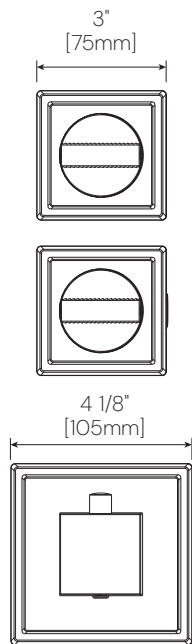
- ASME A112.18.1/CSA B125.1

*Cranach deserves the right to make changes in specifications and materials and to change or discontinue models both without notice or obligation.
Dimensions are only for reference only.*

TIRM & VALVE

C66.RU14 (C61.TS91_C61.DT01_C61.DT02_C64.RU11_C64.RU21)

CRANACH
BATH & KITCHEN



FEATURES

- Thermostatic Valve
Precise temperature control, reliable operation, and improved user safety.
- 3 Outlets
Two independent diverters, support three separate water flow positions.
- Corrosion-Resistant Finish
Resilient coating, defense against corrosion and wear.
- All Metal Construction
Durable metal build, superior strength and long-lasting reliability.

SPECIFICATION

- Thermostatic cartridge locks temperature at 38°C/100°F
- Top & Middle knobs control diverter functions
- Bottom knob controls temperature
- Inlet: NPT 1/2" female connection
- Outlet: NPT 1/2" male connection
- Finish Availability: Polished Chrome/Matte Black/Brushed Nickel/Brushed Gold
- Cartridges included

FLOW

- 8.5 GPM @ 80 PSI MAX

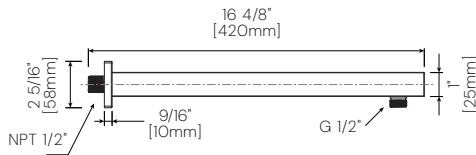
WARRANTY

- Parts and Finish: Limited lifetime warranty for residential, or 10 years for commercial purchasers and multi-family (apartments and condominiums) residential, in each case from the date of purchase.

STANDARDS

- ASME A112.18.1/CSA B125.1

Cranach deserves the right to make changes in specifications and materials and to change or discontinue models both without notice or obligation. Dimensions are only for reference only.

**FEATURES**

- All Metal Construction
Durable metal build, superior strength and long-lasting reliability.
- Easy Wipe Clean
Chemical-free cleaning, effortless maintenance on frequently touched areas.

SPECIFICATION

- Wall-mounted
- Inlet: NPT 1/2" male connection
- Outlet: G 1/2" male connection
- Shower arm and flange included

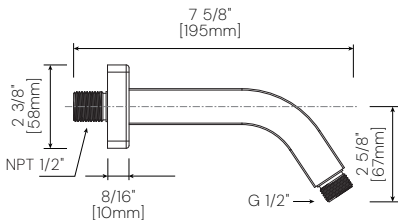
WARRANTY

- Parts and Finish: Limited lifetime warranty for residential, or 10 years for commercial purchasers and multi-family (apartments and condominiums) residential, in each case from the date of purchase.

STANDARDS

- ASME A112.18.1/CSA B125.1

Cranach deserves the right to make changes in specifications and materials and to change or discontinue models both without notice or obligation. Dimensions are only for reference only.



FEATURES

- All Metal Construction
Durable metal build, superior strength and long-lasting reliability.
- Easy Wipe Clean
Chemical-free cleaning, effortless maintenance on frequently touched areas.

SPECIFICATION

- Wall-mounted
- Inlet: NPT 1/2" male connection
- Outlet: G 1/2" male connection
- Shower arm and flange included

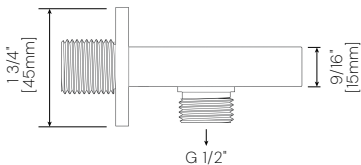
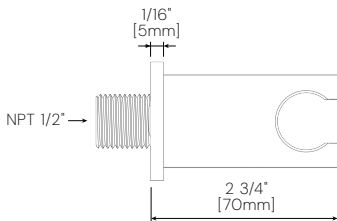
WARRANTY

- Parts and Finish: Limited lifetime warranty for residential, or 10 years for commercial purchasers and multi-family (apartments and condominiums) residential, in each case from the date of purchase.

STANDARDS

- ASME A112.18.1/CSA B125.1

Cranach deserves the right to make changes in specifications and materials and to change or discontinue models both without notice or obligation. Dimensions are only for reference only.



FEATURES

- Integrated Holder
Fixed design for easy and convenient hand shower storage.
- All Metal Construction
Durable metal build, superior strength and long-lasting reliability.
- With Water Supply
Built-in connection for seamless water flow and easy installation.

SPECIFICATION

- Inlet: NPT 1/2" male connection
- Outlet: G 1/2" male connection
- Finish Availability: Polished Chrome/Matte Black/Brushed Nickel/
Brushed Gold

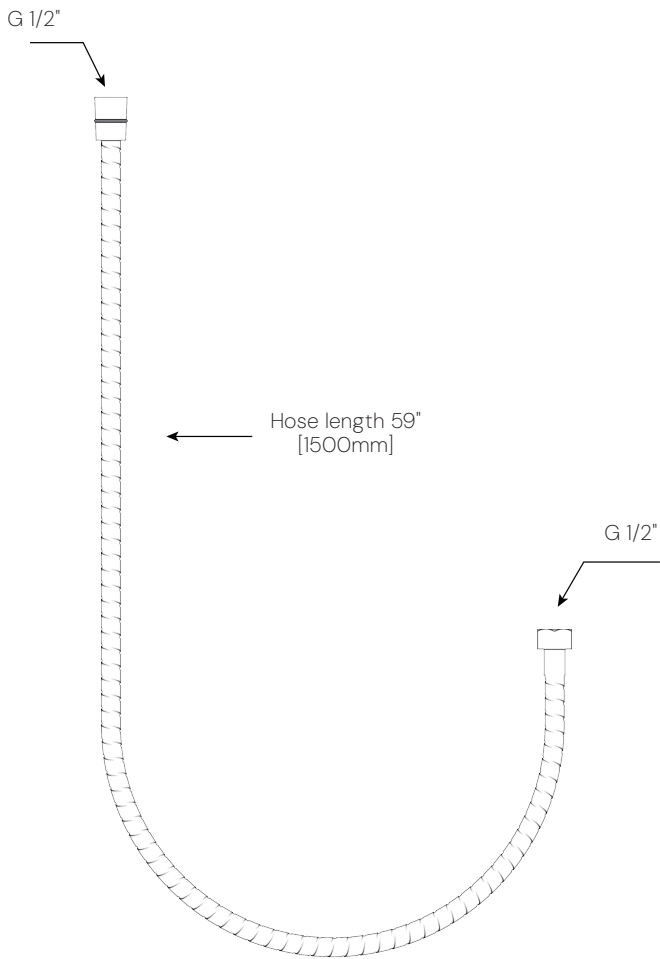
WARRANTY

- Parts and Finish: Limited lifetime warranty for residential, or 10 years for commercial purchasers and multi-family (apartments and condominiums) residential, in each case from the date of purchase.

STANDARDS

- ASME A112.18.1/CSA B125.1

*Cranach deserves the right to make changes in specifications and materials and to change or discontinue models both without notice or obligation.
Dimensions are only for reference only.*



FEATURES

- All Metal Construction
Durable metal build, superior strength and long-lasting reliability.

SPECIFICATION

- Outlet: G 1/2" female connection
- Inlet: G 1/2" female connection
- 59"(1500mm) length hose
- Finish Availability: Polished Chrome/Matte Black/Brushed Nickel/Brushed Gold

WARRANTY

- Parts and Finish: Limited lifetime warranty for residential, or 10 years for commercial purchasers and multi-family (apartments and condominiums) residential, in each case from the date of purchase.

STANDARDS

- ASME A112.18.1/CSA B125.1

Cranach deserves the right to make changes in specifications and materials and to change or discontinue models both without notice or obligation. Dimensions are only for reference only.